




SASO45/26 WORKTOP SINK



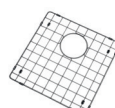
ACCESSORY OPTIONS



Roweca anthracite chopping board
VACB



Gun Metal foldmat
FMAT/GM



Gun Metal grid
CGRID14/GM

PRODUCT CODE

SASO45/26/GM

FINISH AVAILABLE

 Gun Metal

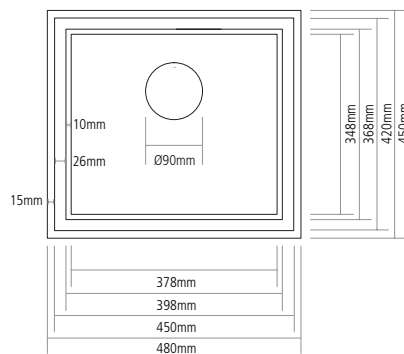
FEATURES

- 1.2mm brushed stainless steel
- No tap facility
- 90mm waste outlet for a basket strainer waste
- Suitable for a waste disposer
- Waste and overflow included

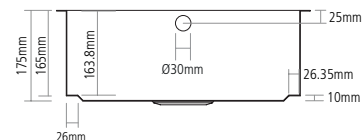
PLUMBING OPTION

- Plumbing kit CPK100

DIMENSIONS



SIDE VIEW



BOWL DEPTH: 175MM

MIN. BASE UNIT: 500MM

UNDERMOUNT CUT-OUT SIZE: See installation guide

Features



EASY ACCESS

Slanted bowl edges to aid the cleaning process, making every corner easy to access.

SMOOTH TRANSITION

The waterfall worktop lines the side of the sink bowl, revealing only the base and the overflow for a truly minimalist look. An installation that's even more discreet than traditional undermounted sinks.