





## SASO45/16 WORKTOP SINK



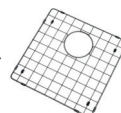
### ACCESSORY OPTIONS



Roweca anthracite  
chopping board  
VACB



Black steel foldmat  
FMAT/BS



Black steel grid  
CGRID14/BS

### PRODUCT CODE

SASO45/16/BS

### FINISH AVAILABLE



Black Steel

### FEATURES

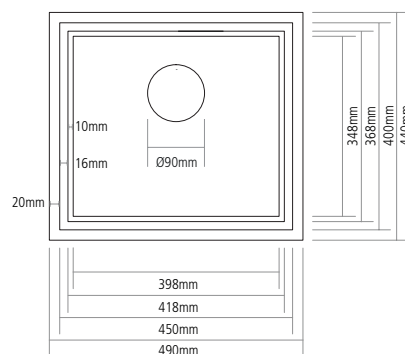
- 1.2mm brushed stainless steel
- No tap facility
- 90mm waste outlet for a basket strainer waste
- Suitable for a waste disposer
- Waste and overflow included

### PLUMBING OPTION

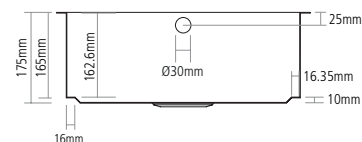
- Plumbing kit CPK100



### DIMENSIONS



### SIDE VIEW



**BOWL DEPTH:** 175MM

**MIN. BASE UNIT:** 500MM

**UNDERMOUNT CUT-OUT SIZE:** See installation guide

## Features



### EASY ACCESS

Slanted bowl edges to aid the cleaning process, making every corner easy to access.

### SMOOTH TRANSITION

The waterfall worktop lines the side of the sink bowl, revealing only the base and the overflow for a truly minimalist look. An installation that's even more discreet than traditional undermounted sinks.