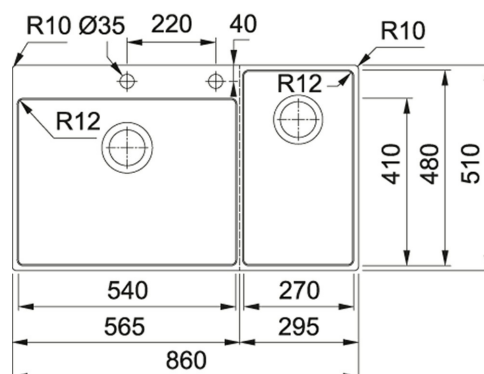


BWX 220 54-27 Stainless Steel | 127.0570.617

FAMILY : Sinks | FINISH : Stainless Steel | SERIES : Box Center | MODEL : BWX 220 54-27 | PRODUCT LINE : Gourmet |
INSTALLATION TYPE : Flushmount | INSTALLATION TYPE : Slim-Top | INSTALLATION TYPE : Active Twist Compatible



Fully accessorised Stainless Steel Workcentre with Slim-Top edge profile. The second bowl serves as storage location for accessories.

With the Box Center, the sink and accessories belong together.

During the day, the elegant accessories are easily accessible for food preparation because they are completely integrated in the main bowl. At night, the accessories can be safely stored in the compartment bowl and will dry entirely overnight.

The new double bowls provide for an optimum kitchen workflow because everything is within reach. They also offer complete cleanliness: the bowls are easy to clean and all removable compartments can simply be taken out and washed ready to use again!

Includes a wire rack to hold the accessories. Accessories included in box: 3 knives, chopping boards (1 wood, 1 plastic sanitized), strainer bowl, draining rack. Pop up waste, flush cover.




Take a look at our Box Center video on our YouTube channel at www.youtube.com/UKFranke

NB PREVIOUS FUN NUMBER PRIOR TO JANUARY 2021 WAS 127.0543.036

TECHNICAL DATA

Opposite Configuration	127.0538.260
Cabinet Size	900.00 mm
Length Overall	860.00 mm
Width Overall	510.00 mm
Length of large bowl	540.00 mm
Width of large bowl	410.00 mm
Depth of large bowl	200.00 mm
Cabinet Size	90
Length of small bowl	270.00 mm
Width of small bowl	480.00 mm

FEATURES

	Edge profile flushmount		Edge profile slimtop
	Integrated Overflow		

Depth of small bowl	200.00 mm
Position of small bowl	Right hand side
Price	£1,818.00

BWX 220 54-27 Stainless Steel | 127.0570.617

FAMILY : **Sinks** | FINISH : **Stainless Steel** | SERIES : **Box Center** | MODEL : **BWX 220 54-27** | PRODUCT LINE : **Gourmet** |
INSTALLATION TYPE : **Flushmount** | INSTALLATION TYPE : **Slim-Top** | INSTALLATION TYPE : **Active Twist Compatible**

INCLUDED ACCESSORIES



112.0544.226
