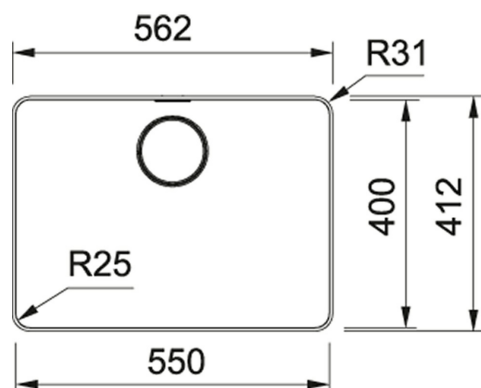


## Stainless Steel | 127.0607.101

FAMILY : Sinks | SERIES : **Mythos** | FINISH : **Stainless Steel** | MODEL : **MYX 210-55** | INSTALLATION TYPE : **Flushmount** |  
PRODUCT LINE : **Mythos** | INSTALLATION TYPE : **Inset** | INSTALLATION TYPE : **Active Twist Compatible**



A complete new range of Mythos MYX Bowls, available in both Inset/Flushmount models, and as Undermount models.

The range features tighter bowl radii, an increased bowl depth of 200mm, and a round flush cover plate. The Inset/Flushmount model features an attractive slim 6mm rim and clips which fit worktops from 10-55mm depth. A range of 4 bespoke accessories is also available separately.

The cabinet size for this model is 600mm, however the cabinet walls may require modification.

The Mythos MYX Range won an **IF 2020 Design Award** in February 2020.




Take a look at our Mythos MYX video on our YouTube channel at [www.youtube.com/UKFranke](http://www.youtube.com/UKFranke)

NB THIS RANGE REPLACED THE KUBUS KBX RANGE IN 2021.

### TECHNICAL DATA

Length Overall	562.00 mm
Width Overall	412.00 mm
Length of large bowl	550.00 mm
Width of large bowl	400.00 mm
Depth of large bowl	200.00 mm
Cabinet Size	800.00 mm
Cutout Length	556.00 mm
Cutout Width	406.00 mm
Cutout radius	R: 31 mm
Type of Material	stainless steel
Price	£682.00

### FEATURES

	Inset		Edge profile flushmount
	Integrated Overflow		

FAMILY : **Sinks** | SERIES : **Mythos** | FINISH : **Stainless Steel** | MODEL : **MYX 210-55** | INSTALLATION TYPE : **Flushmount** |  
PRODUCT LINE : **Mythos** | INSTALLATION TYPE : **Inset** | INSTALLATION TYPE : **Active Twist Compatible**

SUGGESTED PRODUCTS



112.0059.946



115.0567.593



134.0473.236