





Caple

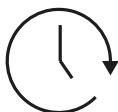
WMI4001



**49** kWh / 



**9** kg



**3:48**



**46** L



A **B** C D E F G



**75dB**  
A **B** C D