




Caple

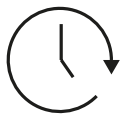
WMI3001



**52** kWh /  100



**7** kg



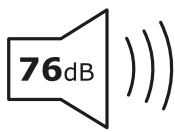
**3:28**



**45** L



A**B**CDEFG



A**B**CD