




Caple

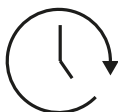
WMI3006



**55** kWh / 



**8** kg



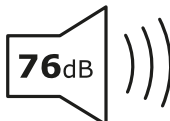
**3:38**



**48** L



A**B**CDEFG



A**B**CD