

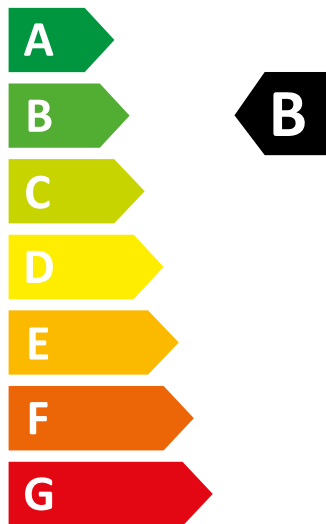
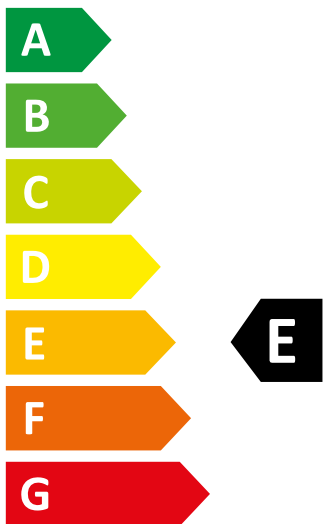


ENERG



Caple

WDI3301



360 kWh / 100

55 kWh / 100

6kg



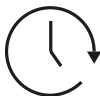
8kg

90L



48L

9:30



3:38



ABCDEFG



ABCD