

Serie | 6, Induction hob, 60 cm, Black
PXE651FC1E



Optional accessories

- HEZ390011 : Stainless Steel roaster with glas lid
- HEZ390012 : Steaming Rack for Stainless Steel roaste
- HEZ390042 : Set of 3 pots and 1 pan
- HEZ390512 : Teppan Yaki (large)
- HEZ390522 : Griddle Plate

The induction hob with PerfectFry: achieve perfect frying results thanks to automatic temperature control.

- **DirectSelect:** Direct, simple selection of the desired cooking zone, power and additional functions.
- **PerfectFry:** For perfect browning of roasted foods thanks to sensor control with 4 power levels.
- **FlexInduction Zone:** Get more flexibility by combining the cooking zones into one big zone for placing small pots and large cookware.
- **U-Bevel:** Elegant, appealing design with bevelled front and sides.
- **Timer with switch-off function:** Turns off the assigned cooking zone after the set time.
- **Induction:** Fast, precise cooking, easy cleaning and low energy consumption.
- **PowerBoost:** Up to 50% more power for faster heating.

Technical Data

Product name/family :	Cooking zone ceramic
Construction type :	Built-in
Energy input :	Electric
Total number of positions that can be used at the same time :	4
Required niche size for installation (HxWxD) :	51 x 560-560 x 490-500
Width of the product (mm) :	592
Dimensions of the product (mm) :	51 x 592 x 522
Dimensions of the packed product (HxWxD) (mm) :	126 x 753 x 603
Net weight (kg) :	14.091
Gross weight (kg) :	15.0
Residual heat indicator :	Separate
Location of control panel :	Hob front
Basic surface material :	Ceramic
Color of surface :	Black
Approval certificates :	AENOR, CE
Length of electrical supply cord (cm) :	110
EAN code :	4242002848822
Electrical connection rating (W) :	7400
Voltage (V) :	220-240
Frequency (Hz) :	50; 60



Serie | 6, Induction hob, 60 cm, Black PXE651FC1E

The induction hob with PerfectFry: achieve perfect frying results thanks to automatic temperature control.

Design

- Three sided bevelled frameless finish

Special features

- 4 induction cooking zones
- 4 zone FlexInduction hob
- DirectSelect
- Digital display
- Variable 17-stage power settings for each zone
- Timer for all zones
 - Timer - shows how long the cooktop is in use
- Automatic pan recognition sensor
 - Power management options for 16A, 13A or 10A connection
 - Automatic safety shut off
 - Control panel lock
 - Control panel lock function
- QuickStart function
- ReStart function
- Energy consumption display
- Cable included
- Connection cable (1.1 M)
- Connected load: 7.4 kW

Power and size:

- Cooking zones: 1 x Ø 400 mmx240 mm, 3.3 KW (max. Power levels 3.7 KW) Induction or 2 x Ø 190 mm, 2.2 KW (max. Powerlevels 3.7 KW) Induction; 1 x Ø 145 mm, 1.4 KW (max. Power levels 2.2 KW) Induction; 1 x Ø 210 mm, 2.2 KW (max. Power levels 3.7 KW) Induction
- Min. worktop thickness: 30 mm

Safety Features

- 2 stage residual heat indicator for each zone
- Main on/off switch

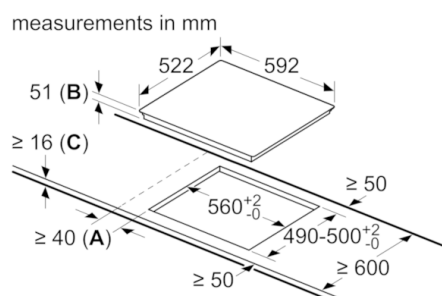
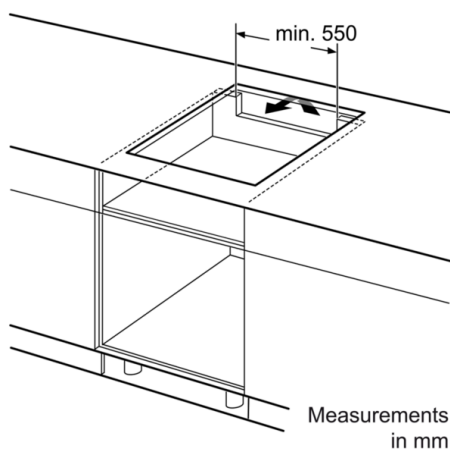
Control:

- PerfectFry sensor with 5 temperature settings

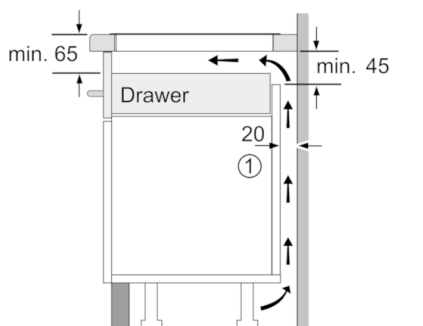
Quickness:

- PowerBoost function for all zones

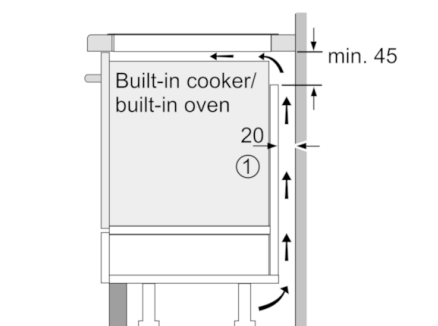
Serie | 6, Induction hob, 60 cm, Black PXE651FC1E



- A:** Minimum distance from the hob cut-out to the wall.
B: Recessed depth
C: With fitted oven underneath min. 30, possibly more; see space requirements for the oven.



① Ventilation gap must be present.



① Ventilation gap must be present