

**Serie | 6, Fully-integrated dishwasher,
60 cm
SMV68TD06G**



A+++

Rely on PerfectDry for excellent drying results on challenging dishes, glassware and even plastic.

- **PerfectDry based on Zeolith®:** perfect drying results with 3D Airflow even on plastic dishes.
- **Silence Program and SuperSilence Plus:** exceedingly quiet at 41dB, more so with the Silence program.
- **Glass 40°C:** protective program for gently cleaning and drying glasses.
- **VarioFlex Pro baskets and VarioDrawer Pro:** optimal re-adjusting with space on all levels, highlighted in red.
- **TimeLight:** program status and remaining time clearly displayed on floor in high resolution.

Technical Data

Water consumption (l) :	9.5
Construction type :	Built-in
Height of removable worktop (mm) :	0
Required niche size for installation (HxWxD) :	815-875 x 600 x 550
Depth with open door 90 degree (mm) :	1150
Adjustable feet :	Yes - front only
Maximum adjustability feet (mm) :	60
Adjustable plinth :	both horizontal and vertical
Net weight (kg) :	51.830
Gross weight (kg) :	54.0
Connection rating (W) :	2400
Current (A) :	10
Voltage (V) :	220-240
Frequency (Hz) :	50; 60
Length of electrical supply cord (cm) :	175
Plug type :	GB plug
Length inlet hose (cm) :	165
Length outlet hose (cm) :	190
EAN code :	4242005035939
Number of place settings :	14
Energy efficiency class (2010/30/EC) :	A+++
Energy consumption annual (kWh/annum) - NEW (2010/30/EC) :	237.00
Energy consumption (kWh) :	0.83
Power consumption in left-on mode (W) - NEW (2010/30/EC) :	0.50
Power consumption in off-mode (W) - NEW (2010/30/EC) :	0.50
Water consumption annual (l/annum) - NEW (2010/30/EC) :	2660
Drying performance :	A
Reference programme :	Eco
Total cycle time of reference programme (min) :	195
Noise level (dB(A) re 1 pW) :	41
Installation type :	Full-integrated



Optional accessories

- SGZ1010 : inlet and outlet hose extention
 SMZ5001 : Baby care kit
 SMZ5003 : Retractable hinge f. high corpus dimens.
 SMZ5005 : Compensating + fixing kit, stainl. steel
 SMZ5100 : Vario-cutlery basket



Serie | 6, Fully-integrated dishwasher, 60 cm SMV68TD06G

Rely on PerfectDry for excellent drying results on challenging dishes, glassware and even plastic.

Performance

- Energy Efficiency Class: A+++
- Capacity: 14 place settings. VarioDrawer on 3rd level
- Energy consumption in Eco 50 programme: 237 kwh per year, based on 280 standard cleaning cycles
- Water consumption in Eco 50 programme: 2660 litres per year, based on 280 standard cleaning cycles
- Programme time in Eco 50 programme: 195 minutes
- A rated performance for washing and A for drying
- Noise level dB (A) re 1pW: 41 dB
- Noise level (silence programme): 39 dB(A) re 1 pW
- Energy consumption in Eco 50 programme: 0.83 kwh
- Water consumption in Eco 50 programme: 9.5 litres

Programmes/functions

- 8 programmes: Intensive 70 °C, Auto 45-65 °C, Eco 50 °C, Silence 50 °C, Short 60 °C, Glass 40 °C, Quick 45 °C, Pre rinse
- 5 special options: Remote Start, Intensive Zone, VarioSpeedPlus, HygienePlus, Extra Dry
- Machine Care Programme
- 6 temperatures
- Zeolith - Energy efficient and perfect drying results

Flexible design elements

- VarioFlex Pro basket system
- VarioDrawer Pro
- 3 stage Rackmatic height-adjustable top basket
- Silver baskets with pullout handle and stainless steel inlay
- 6 foldable plate racks in top basket
- 8 foldable plate racks in bottom basket, and 2 foldable cup racks in bottom basket
- 2 foldable cup shelves in top basket and 2 foldable cup racks in bottom basket
- Glass rack in bottom basket

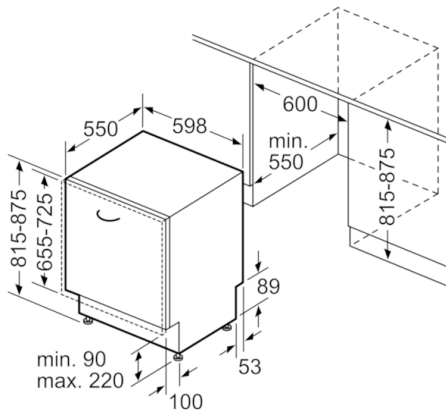
Innovations and technology

- DoorOpen Assist - perfectly designed for handleless kitchens
- Home Connect ready on WLAN
- Zeolith - Energy efficient and perfect drying results
- Heat exchanger - Hygienic and efficient drying
- DosageAssist detergent dispenser
- Automatic detergent detection
- ActiveWater hydraulic water system
- EcoSilence BLDC drive
- AquaSensor III, Load Sensor
- AquaMix - Glass protection system
- AquaStop anti flood device with guarantee
- Curved spray arms - Optimum water distribution

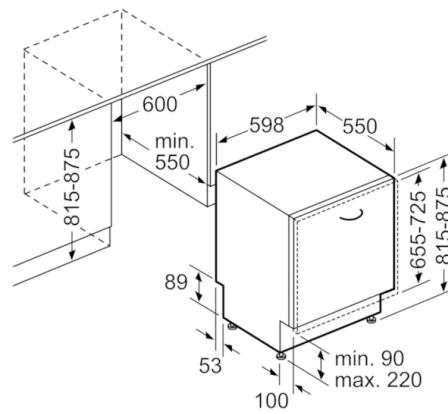
Design features

- Zeolith - Energy efficient and perfect drying results
- Touch Control (metallic)
- Real-time clock - actual time is displayed
- Interior white emotion light
- DoorOpen Assist - perfectly designed for handleless kitchens
- Push button top edge controls
- Acoustic end of cycle indicator, TimeLight - White light projection on floor, water inlet indicator, TFT display with high-definition colour
- TimeLight - White light projection on floor
- Electronic time delay: 1-24 hours with Acoustic end of cycle indicator, water inlet indicator
- Black display with white text
- ChildLock - double push to open
- Black display with white text
- Push button top edge controls
- Stainless steel interior
- Colour of indicators: Red LED indicators
- LED salt refill indicator, LED rinse aid refill indicator
- Alternating spray arms
- ChildLock - double push to open
- Large item spray head, steam protection plate
- Self-cleaning filter system with 3 piece corrugated filter
- Acoustic end of cycle indicator
- Front-adjustable rear foot
- Dimensions (HxWxD): 81.5 x 59.8 x 55cm
- Efficiency information relates to the Eco 50 programme. This programme is suitable for cleaning normally soiled tableware and is the most efficient programme in terms of combined energy and water consumption.

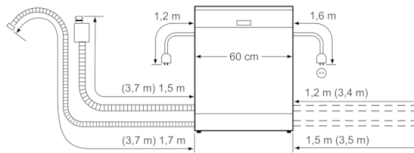
Serie | 6, Fully-integrated dishwasher, 60 cm
SMV68TD06G



measurements in mm



measurements in mm



() Werte mit Verlängerungssatz